



# ERIE COUNTY HEALTH DEPARTMENT

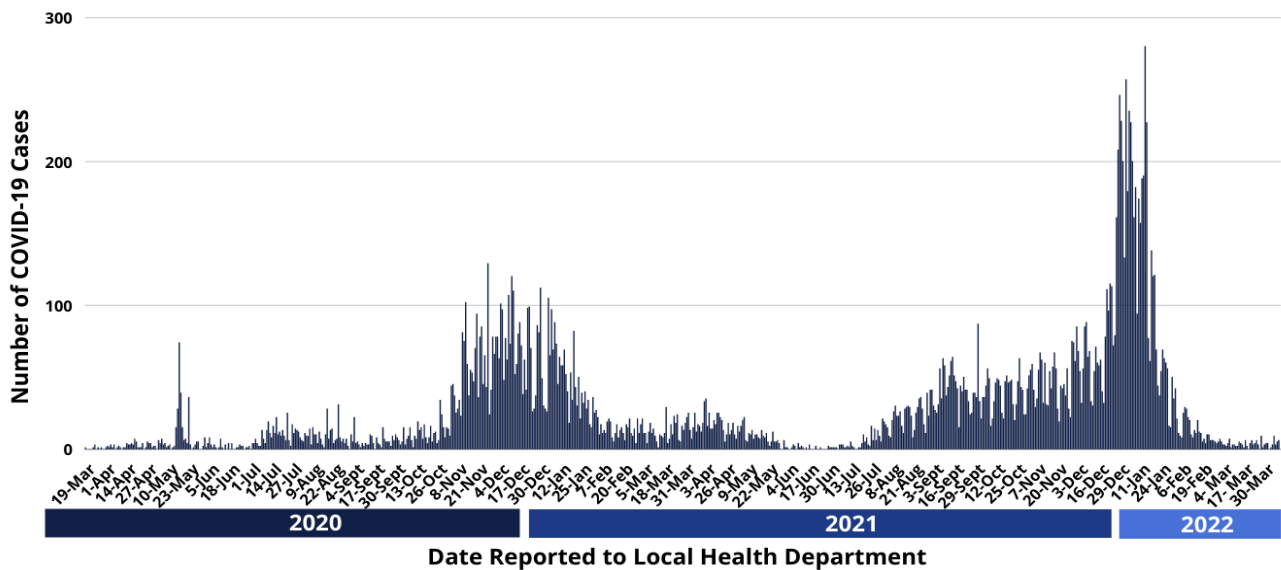
420 Superior Street · Sandusky, OH 44870 · (419) 626-5623

## Weekly COVID-19 Surveillance Report April 03, 2022 – April 09, 2022 (MMWR Week 14)

### Highlights

Erie County COVID-19 Case Rate this week is **Moderate**  
 Erie County COVID-19 % Positivity this week is **Low**  
 There was **1** hospitalizations in Erie County residents  
 There were **27** positive COVID-19 tests in Erie County residents

### COVID-19 in Erie County



### COVID-19 Activity per MMWR Week

	Sept				Oct				Nov				Dec				Jan				Feb				Mar				Apr					
Case Rate	Red				Red				Red				Red				Red				Yellow				Yellow									
% Positivity	Yellow				Yellow				Red				Red				Red				Yellow				Blue									
	35	36	37	38	39	40	41	42	43	44	45	46	47	48	49	50	51	52	1	2	3	4	5	6	7	8	9	10	11	12	13	14	15	16

Case Rate for Erie County			
Low	Moderate	Substantial	High

% Positivity for Ohio			
Low	Moderate	Substantial	High

### COVID-19 Case Rate in Erie County is **Moderate** for Week 14

The CDC measures COVID-19 activity according to four (4) levels classified as: low (case rate 0-9.99 per 100,000), moderate (case rate 10-49.99 cases per 100,000), substantial (50.99-99.99 cases per 100,000), and high (case rate >100 cases per 100,000). The levels correspond with the number of new cases reported within a 7-day period.

### COVID-19 % Positivity in Erie County is **Low** for Week 14

The CDC measures COVID-19 activity according to four (4) levels classified as: low (percent positivity 0-4.99%), moderate (percent positivity 5-7.99%), substantial (percent positivity 8-9.99%), and high (percent positivity >10%). The levels correspond with the number of new cases reported within a 7-day period.

## COVID-19 in Erie County

### Ohio Disease Reporting System: COVID-19-Associated Hospitalizations per Week

Week 14 Activity Level	Week 13 Activity Level	Number of Weeks for Trend	Week 14 Last Year (2021)
1	2	▼ 0	16

Indicators with small numbers are subject to large weekly percentage fluctuations

Number of Weeks "▲" = Increase (>10%), "▼" = Decrease (>10%), "●" = Stable (-10% to +10%)

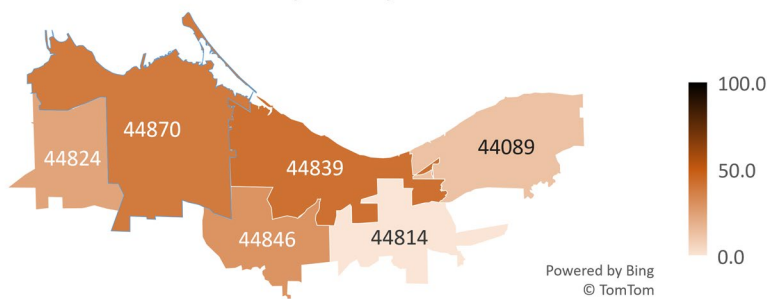
### Ohio Disease Reporting System: COVID-19 Cases per Week

Week 14 Activity Level	Week 13 Activity Level	Number of Weeks for Trend	Week 14 Last Year (2021)
27	21	▲ 0	102

Indicators with small numbers are subject to large weekly percentage fluctuations

Number of Weeks "▲" = Increase (>10%), "▼" = Decrease (>10%), "●" = Stable (-10% to +10%)

**Incidence Rate per Zip Code**  
April 3 - April 9



**COVID-19 Incidence Rate per Zip Code**  
(per 100,000 individuals)

City	Zip Code	Incidence Rate
Berlin Heights	44814	0
Castalia	44824	23.1
Huron	44839	41.6
Milan	44846	29.1
Sandusky	44870	38.3
Vermilion	44089	12.8

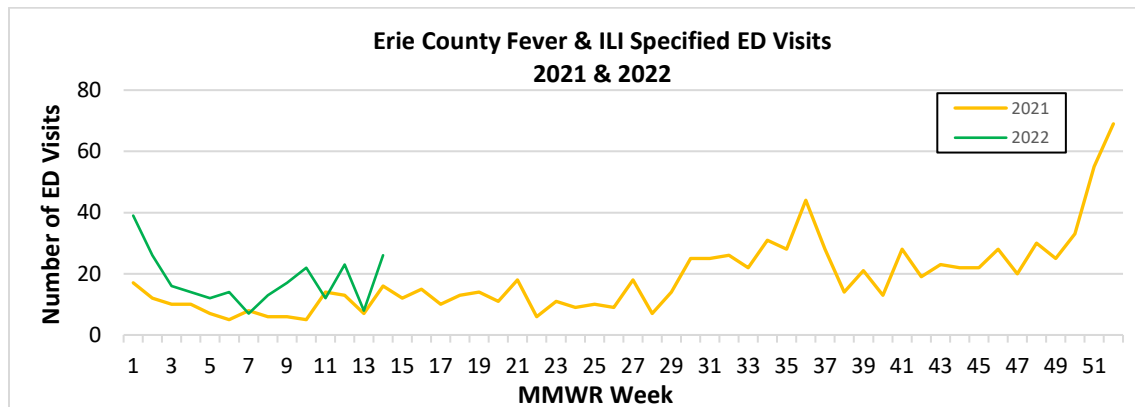
### EpiCenter: Emergency Department (ED) Visits for Fever + ILI Symptom Complaints

Week 14 Activity Level	Week 13 Activity Level	Number of Weeks for Trend	Week 14 Last Year (2021)
26	8	▲ 0	16

Indicators with small numbers are subject to large weekly percentage fluctuations

Number of Weeks "▲" = Increase (>10%), "▼" = Decrease (>10%), "●" = Stable (-10% to +10%)

**Erie County Fever & ILI Specified ED Visits**  
2021 & 2022



## FOR MORE INFORMATION:

Erie County Health Department (419) 626-5623 x5200

Centers for Disease Control and Prevention [www.cdc.gov](http://www.cdc.gov)

Ohio Department of Health [www.odh.ohio.gov](http://www.odh.ohio.gov)