



ERIE COUNTY HEALTH DEPARTMENT

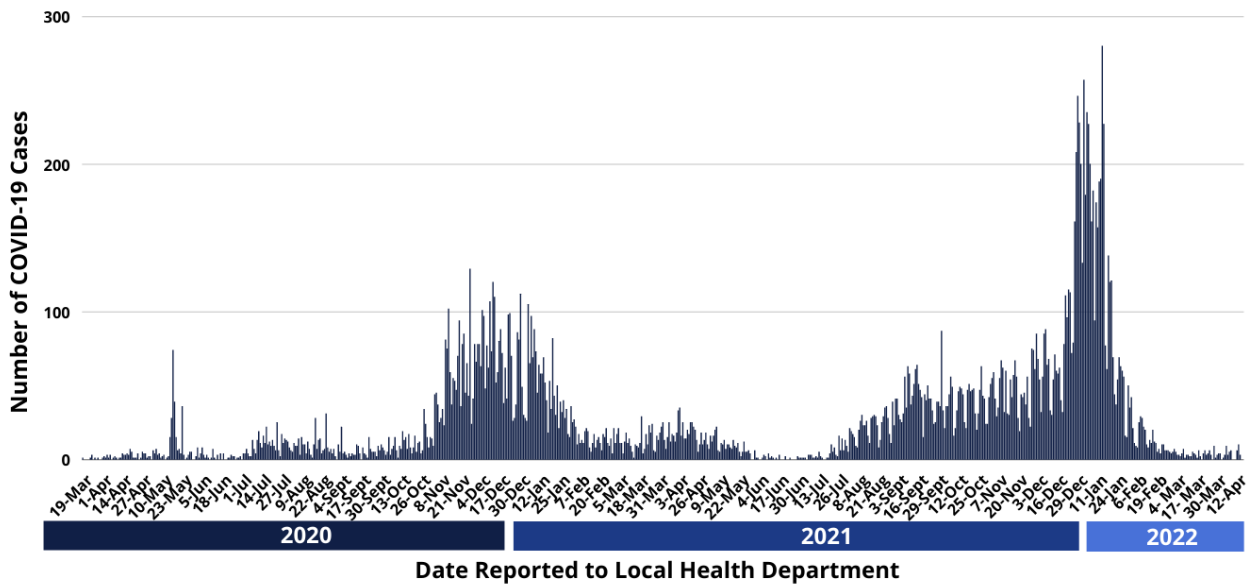
420 Superior Street · Sandusky, OH 44870 · (419) 626-5623

Weekly COVID-19 Surveillance Report April 10, 2022 – April 16, 2022 (MMWR Week 15)

Highlights

Erie County COVID-19 Case Rate this week is **Moderate**
 Erie County COVID-19 % Positivity this week is **Low**
 There was **1** hospitalizations in Erie County residents
 There were **19** positive COVID-19 tests in Erie County residents

COVID-19 in Erie County



COVID-19 Activity per MMWR Week

	Sept	Oct	Nov	Dec	Jan	Feb	Mar	Apr																										
Case Rate	Red						Yellow																											
% Positivity	Yellow				Blue		Blue																											
	35	36	37	38	39	40	41	42	43	44	45	46	47	48	49	50	51	52	1	2	3	4	5	6	7	8	9	10	11	12	31	14	15	16

Case Rate for Erie County			
Low	Moderate	Substantial	High

% Positivity for Ohio			
Low	Moderate	Substantial	High

COVID-19 Case Rate in Erie County is **Moderate** for Week 15

The CDC measures COVID-19 activity according to four (4) levels classified as: low (case rate 0-9.99 per 100,000), moderate (case rate 10-49.99 cases per 100,000), substantial (50.99-99.99 cases per 100,000), and high (case rate >100 cases per 100,000). The levels correspond with the number of new cases reported within a 7-day period.

COVID-19 % Positivity in Erie County is **Low** for Week 15

The CDC measures COVID-19 activity according to four (4) levels classified as: low (percent positivity 0-4.99%), moderate (percent positivity 5-7.99%), substantial (percent positivity 8-9.99%), and high (percent positivity >10%). The levels correspond with the number of new cases reported within a 7-day period.

COVID-19 in Erie County

Ohio Disease Reporting System: COVID-19-Associated Hospitalizations per Week

Week 15 Activity Level	Week 14 Activity Level	Number of Weeks for Trend	Week 15 Last Year (2021)
1	1	● 0	18

Indicators with small numbers are subject to large weekly percentage fluctuations

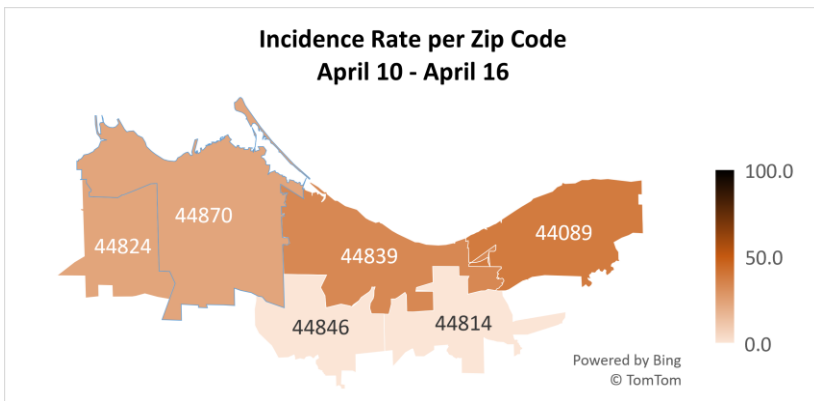
Number of Weeks "▲" = Increase (>10%), "▼" = Decrease (>10%), "●" = Stable (-10% to +10%)

Ohio Disease Reporting System: COVID-19 Cases per Week

Week 15 Activity Level	Week 14 Activity Level	Number of Weeks for Trend	Week 15 Last Year (2021)
19	27	▼ 0	148

Indicators with small numbers are subject to large weekly percentage fluctuations

Number of Weeks "▲" = Increase (>10%), "▼" = Decrease (>10%), "●" = Stable (-10% to +10%)



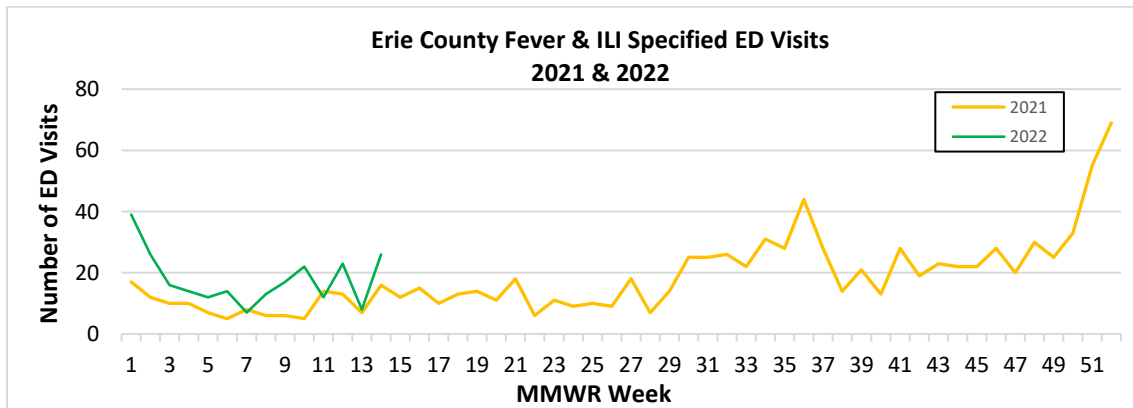
COVID-19 Incidence Rate per Zip Code (per 100,000 individuals)		
City	Zip Code	Incidence Rate
Berlin Heights	44814	0
Castalia	44824	23.1
Huron	44839	33.3
Milan	44846	0
Sandusky	44870	23.3
Vermilion	44089	38.3

EpiCenter: Emergency Department (ED) Visits for Fever + ILI Symptom Complaints

Week 15 Activity Level	Week 14 Activity Level	Number of Weeks for Trend	Week 15 Last Year (2021)
10	26	▼ 0	12

Indicators with small numbers are subject to large weekly percentage fluctuations

Number of Weeks "▲" = Increase (>10%), "▼" = Decrease (>10%), "●" = Stable (-10% to +10%)



FOR MORE INFORMATION:

Erie County Health Department (419) 626-5623 x5200

Centers for Disease Control and Prevention www.cdc.gov

Ohio Department of Health www.odh.ohio.gov